

## Application:

- Operation Temperature is between  $-25^{\circ}\text{C}$ ~ $+40^{\circ}\text{C}$
- Only for indoor application
- Not for use in dimmers

|          |  |           |
|----------|--|-----------|
| Project: |  |           |
| Date:    |  | Quantity: |
| Notes:   |  |           |

## Specification/Features

### Features:

- Long lifetime 25000hrs;
- UV and IR radiation can be avoided;
- Streamline lamp body design, realistic flame effect, perfect fit chandelier shape;
- Top class LED chips well-layout for high lumen output;
- Energy saving, easy installation, non-toxic, safety.

### Optical Performance:

- C.C.T: 2700K and 6500K Options;
- Beam Angle:  $270^{\circ}$  ;
- Lumen Output: 240/400lm;

### Electrical Specifications:

- Power Input: AC100-240V 50/60Hz;
- Power Consumption:3W/5W
- Power Factor: >50%;

## Physical Dimensions:

| E14 | L   | D  |
|-----|-----|----|
| 3W  | 115 | 38 |
| 5W  | 115 | 38 |

| E14 W/Tail | L   | D  |
|------------|-----|----|
| 3W         | 136 | 38 |
| 5W         | 136 | 38 |



www.jeragh-lighting.com | info@jeragh-lighting.com  
TEL: +965 25720809 | FAX: +965 25740710 | P.O. Box: 5688-Safat-Kuwait



Certification Data:  
CE and RoHS Qualified



www.jeragh-lighting.com

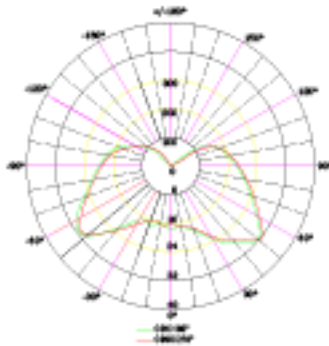
**JERAGH LIGHTING CO.**

©2015 Jeragh Lighting. All rights Reserved

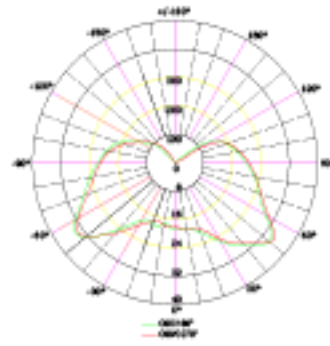


# LED Candle Light C37 3W&5W Submittal Sheet

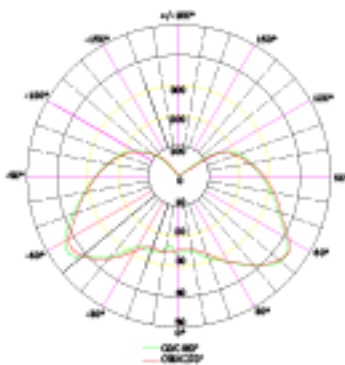
## Distribution Curve:



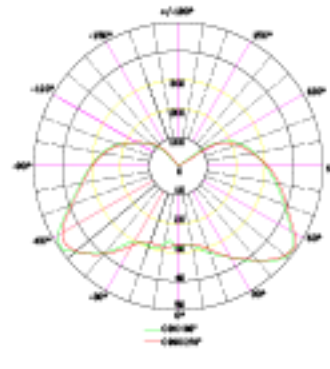
3W 2700K



3W 6500K



5W 2700K



5W 6500K

## LED Performance Specifications:

| Model     | Wattage (W) | Input Voltage (V) | Frequency (Hz) | PF  | CCT (K) | Ra | Lumen (lm) | Cap | Beam Angle(°) |
|-----------|-------------|-------------------|----------------|-----|---------|----|------------|-----|---------------|
| BBA-03240 | 3           | 100-240V          | 50/60          | 0.5 | 2700    | 80 | 240        | E14 | 270           |
| BCA-03240 | 3           | 100-240V          | 50/60          | 0.5 | 2700    | 80 | 240        | E14 | 270           |
| BBA-03640 | 3           | 100-240V          | 50/60          | 0.5 | 6500    | 80 | 240        | E14 | 270           |
| BCA-03640 | 3           | 100-240V          | 50/60          | 0.5 | 6500    | 80 | 240        | E14 | 270           |
| BBA-05240 | 5           | 100-240V          | 50/60          | 0.5 | 2700    | 80 | 400        | E14 | 270           |
| BCA-05240 | 5           | 100-240V          | 50/60          | 0.5 | 2700    | 80 | 400        | E14 | 270           |
| BBA-05640 | 5           | 100-240V          | 50/60          | 0.5 | 6500    | 80 | 400        | E14 | 270           |
| BCA-05640 | 5           | 100-240V          | 50/60          | 0.5 | 6500    | 80 | 400        | E14 | 270           |

[\*] Range of tolerance:  $\pm 10\%$       [\*] Tolerance of Power:  $\pm 15\%$  or  $\pm 0.5W$

www.jeragh-lighting.com | info@jeragh-lighting.com

TEL: +965 25720809 | FAX: +965 25740710 | P.O. Box: 5688-Safat-Kuwait